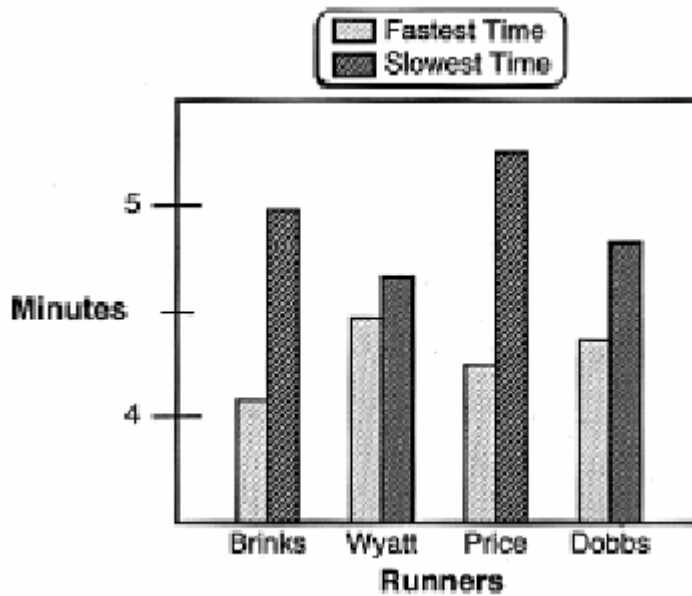


ACCLAIM

Statistics Warm-Up

Question 1: Four runners have competed against each other in the 1500-meter race many times. This graph shows each runner's fastest and slowest time. (Sample Question Stanford 9 Statistics, Grades 7 and 8)



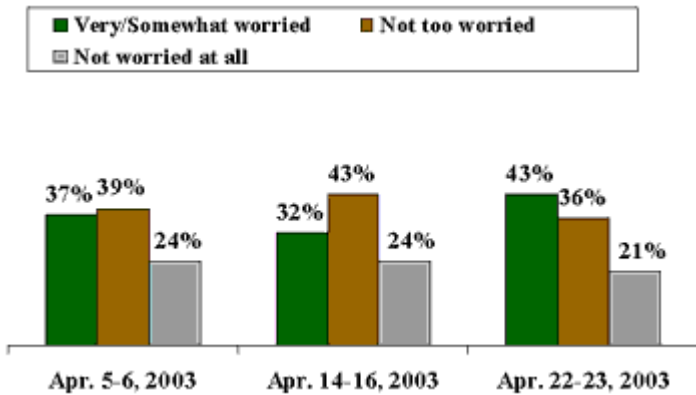
One of the runners had a time of 4 minutes 12 seconds for one of the races. Based on the data in the graph, it was probably –

- a. Brinks
- b. B. Wyatt
- c. Price
- d. Dobbs

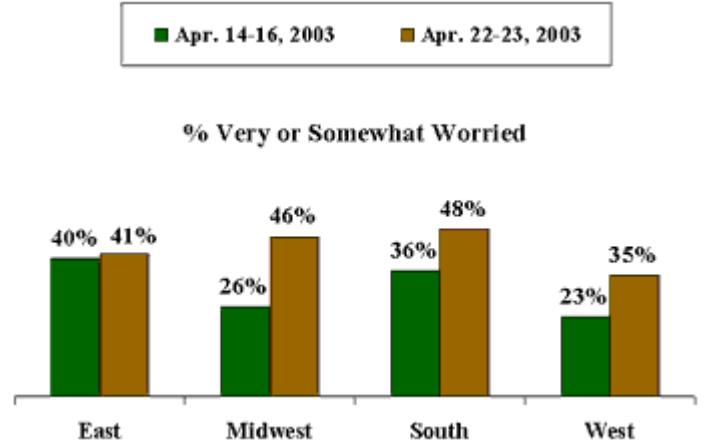
Question 2: On the homepage of The Gallop Organization today, April 25, 2003, are the results of a recent survey conducted between April 22 and April 23 of Americans about SARS. Here are three graphics given in the article.

- How has the concern over SARS changed in the last few weeks?
- Which region of the country has had the largest increase among the people surveyed? Which region is currently most worried about SARS?
- Who are more worried about SARS? Women or Men?

Worry About Exposure to SARS



Worry About Exposure to SARS: By Region



Worry About Exposure to SARS: By Gender

